

CDA FEBRUARY TOURNAMENT

Speaker Awards

Fitch Novice

Protocol: CDA Debate Speakers



Order	Place	First	Last	School	Pts	Rnk	W	OPt	ORk	OpW	
1	1	Vivaan	Chaturvedi	Loomis Chaffee	108.50	5.00	2.00	25.34	5.43	1.75	
2	2	Calvin	Weng	Loomis Chaffee	108.50	8.00	3.00	25.37	4.93	2.25	21.28
3	3	Alyssa	Ji	Loomis Chaffee	108.50	8.00	3.00	25.37	4.93	2.25	79.42
4	4	Lila	Fellows	Joel Barlow	106.00	7.00	2.00	25.43	4.75	2.00	89.76
5	5	Alexander	Amann	Academy of Information Tech and Engineering	105.00	5.00	4.00	25.81	5.18	1.75	23.33
6	6	Leia	Potenza	Westhill	105.00	7.00	3.00	25.89	5.12	2.00	7.01
7	7	Melanie	Schrade	Joel Barlow	105.00	9.00	2.00	25.43	4.75	2.00	8.96
8	8	Alexia	Damian	Staples	104.50	8.00	2.00	25.68	5.18	1.75	90.94
9	9	Ayaan	Kasam	Bethel	104.50	9.00	1.00	24.92	5.00	2.00	67.52
10	10	Joey	Carpenter	Staples	104.00	8.00	2.00	25.64	4.56	2.75	33.52
11	11	Bhuvan Sai	Dasari	Bethel	104.00	9.00	3.00	25.56	4.43	2.75	61.36
12	12	Vicky	Jain	Loomis Chaffee	103.50	7.00	2.00	25.34	4.81	2.00	86.24
13	13	Sophie	Jacques	Staples	103.50	11.00	2.00	25.68	5.18	1.75	51.88
14	14	Helen	Miller	Robert E. Fitch	103.00	8.00	1.00	25.34	5.18	1.50	41.89
15	15	Anton	Lando	Academy of Information Tech and Engineering	103.00	10.00	2.00	25.85	4.87	2.00	21.37
16	16	Leo	Vomacka	Academy of Information Tech and Engineering	103.00	10.00	2.00	25.85	4.87	2.00	53.09
17	17	Vivian	Michalske	Academy of Information Tech and Engineering	103.00	10.00	2.00	25.57	5.18	1.50	35.22
18	18	Sophia	Sperazza	Academy of Information Tech and Engineering	103.00	10.00	2.00	25.57	5.18	1.50	39.95
19	19	Camryn	Studebaker	Westhill	103.00	13.00	3.00	25.89	5.12	2.00	19.98

Results Display

















This is how this result set will be displayed on the public website.

This result set IS public

[Return to Web Publishing](#)

[Show/download as one table](#)



Order	Place	First	Last	School	Pts	Rnk	W	OpT	ORk	OpW	Rand	Remove
20	20	Fabio	Curillo	Academy of Information Tech and Engineering	102.50	6.00	3.00	25.67	5.43	2.00	72.82	
21	21	Vincent	Wong	Academy of Information Tech and Engineering	102.50	6.00	3.00	25.65	5.25	1.75	83.67	
22	22	Akhil	Sharma	Bethel	102.50	10.00	3.00	25.56	4.43	2.75	78.33	
23	23	Edwin	Sandoval	Academy of Information Tech and Engineering	102.00	8.00	4.00	25.81	5.18	1.75	63.41	
24	24	Trisha	Sharma	Bethel	101.50	10.00	1.00	25.62	4.93	2.25	36.67	
25	25	Yerim (Chloe)	Lee	Loomis Chaffee	101.50	13.00	2.00	25.34	4.81	2.00	0.71	
26	26	Tk	Ideriah	Loomis Chaffee	101.50	15.00	2.00	25.34	5.43	1.75	81.18	
27	27	Radha	Sinha	Bethel	101.00	12.00	1.00	25.62	4.93	2.25	30.69	
28	28	Tejas	Dakshin	Academy of Information Tech and Engineering	100.00	9.00	3.00	25.65	5.25	1.75	80.58	
29	29	Angelina	Rosa	Joel Barlow	100.00	13.00	0.00	25.79	4.68	2.25	11.01	
30	30	Charles	Rabinowitz	Joel Barlow	100.00	13.00	0.00	25.79	4.68	2.25	49.57	
31	31	maceo	cipriano	Staples	99.00	16.00	2.00	25.64	4.56	2.75	35.92	
32	32	Graham	Allardyce	Academy of Information Tech and Engineering	97.50	12.00	3.00	25.67	5.43	2.00	11.23	
33	33	Brandon	Guzzi	Bethel	97.50	15.00	1.00	24.92	5.00	2.00	96.13	
34	34	Bella	Ilvento	Robert E. Fitch	96.50	13.00	1.00	25.34	5.18	1.50	13.71	
35	35	Julian	Vigil-Childs	MSMHS Groton	96.00	11.00	0.00	25.82	5.00	1.75	65.74	
36	36	William	Frick	MSMHS Groton	93.00	16.00	0.00	25.82	5.00	1.75	67.92	

[Join the NSDA](#)
 [About](#)
 [Help](#)
 [Contact](#)
[Privacy Policy](#)
 [Terms](#)